

SUKELEMO JOINT MOCK EXAMINATION
Kenya Certificate of Secondary Education-Mock

ART AND DESIGN
442/1 Paper 1

NOV. 2021 - 1 ½ hours

Name..... Index Number.....

Candidate's signature..... Date.....

Instructions to candidates

- a) Write your name and index number in the spaces provided above
- b) Sign and write the date of the examination in the spaces provided above.
- c) This paper consists of **three** sections **A**, **B** and **C**.
- d) Answer **all** questions in section **A** and **B**.
- e) Answer any **one** question in section **C**
- f) Answers to all the questions must be written in the spaces provided.
- g) Where drawings and diagrams are appropriate, they should be included within the text of your answers

This paper consists of 12 printed pages. Candidates should check the question paper to ascertain that all the pages are printed as indicated and that no questions are missing. Candidates should answer the questions in English

For Examiner's Use Only

Section	Question	Maximum score	Score
A	1	20	
B	2	05	
	3	05	
	4	05	
	5	05	
	6	05	
C		15	
Max. Score Paper 1		60	

SECTION A (20 marks)

Answer **all** the questions in this section in the spaces provided.

1.

a) What is a picture plane in art?


(1mark)

.....

.....

b) Identify the technique use to render the art work below

(1mark)



.....

.....

c) What is environmental design?

(1mark)

.....

.....

.....

.....

d) Below is a still-life composition. Study it carefully and answer the question that follows.



Identify two outstanding elements in the composition above (2marks)

.....

.....

.....

e) Explain the difference between simulated texture and invented texture (2marks)

.....

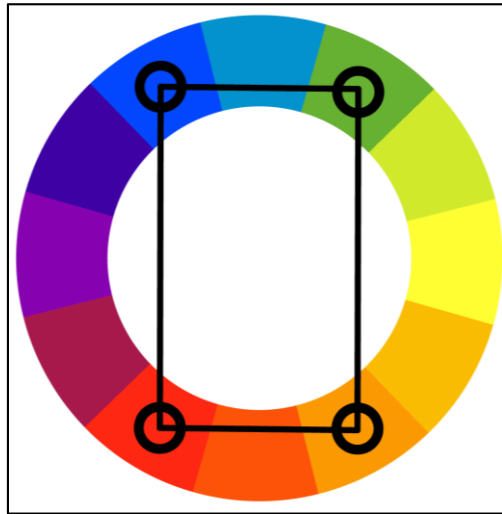
.....

.....

.....

f) Identify and explain the colour scheme illustrated below:

(2marks)



.....

.....

.....

g) Identify and explain the type of balance shown in the illustration below: (2marks)




.....

.....

.....

.....

h) Below is a type of perspective drawing



i. Identify the type of perspective portrayed in the composition below (1mark)

.....

.....

ii. State and explain the eye view portrayed in the composition above (1mark)

.....

.....

.....

i) Explain the difference between contour and gesture drawing (2marks)

.....

.....

.....

.....

j) Explain two techniques of book making

(2marks)

.....

.....

.....

.....

.....

.....

.....

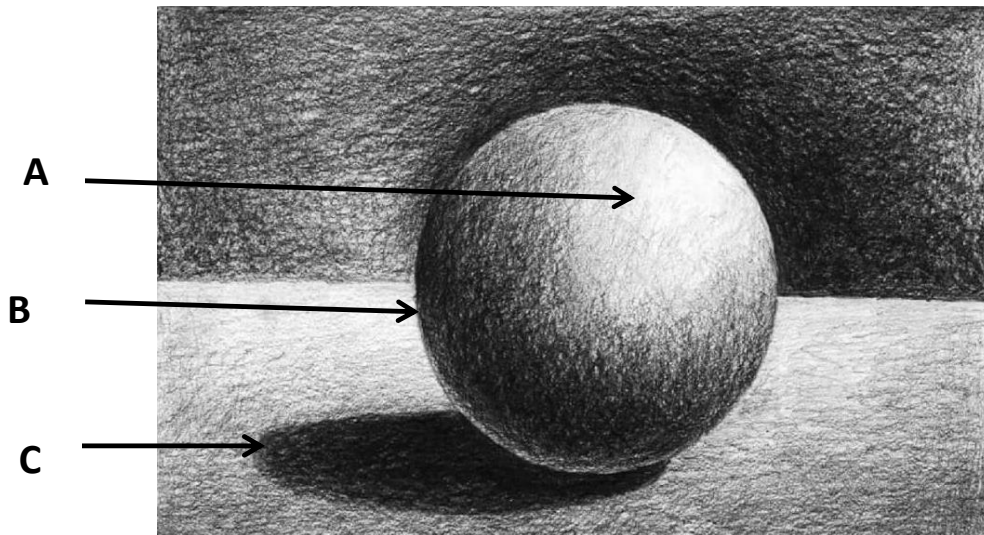
.....

.....

.....

k) Identify the parts labeled A, B and C in the composition rendered below:

(3marks)



A.....

B.....

C.....

SECTION B (25 marks)

*Answer **all** the questions in this section in the spaces provided.*

2. a) Identify two elements of an emblem (2marks)

.....
.....

b) Explain three key stages in layout process of design (3marks)

.....
.....
.....
.....
.....
.....
.....

3. a) Explain the term sizing as applied to weaving (1mark)

.....
.....
.....

b) Highlight four reasons for sizing yarn during the process of weaving (4marks)

.....
.....
.....
.....
.....
.....

4. Study the painting below and answer the questions that follow:



a) Identify the type of painting

(1mark)

.....
.....

b) State four characteristics of the painting above

(4marks)

.....
.....
.....
.....
.....
.....
.....

5. In the space provided below, create a composite pattern using the image below (4marks)



6. Complete the table below

(6 marks)

Symbol	Identity/ Type	Function
